


Spring cover



ELECTRIC KETTLE

Double body
304 stainless steel

Model / H1268



• Mat finishing • Spring cover • Seamless Inner Body

Voltage: 220-240V Capacity: 0.8L
Hertz: 50-60Hz Power: 1000-1200W
Product size: 185x122x184mm

CE CB



H1268 BLACK

NEW STYLE

0.8L electric kettle
with double body



6.1 inch

3-LAYER ANTI-SCALD BODY

Inner Body

316 Stainless Steel

Middle Layer

Anti-scald PP Plastic

Outer Body

Stainless Steel

ELECTRIC KETTLE

3-layer anti-scald body
316 stainless steel

Model / K85



• 316 stainless steel • Strix

Voltage: 220-240V Capacity: 0.8L
Hertz: 50-60Hz Power: 1000-1200W
Product size: 168x145x230mm

CE CB



K85 MAT



K85 GOLDEN



ELECTRIC KETTLE

2-layer anti-scald body
304 stainless steel

Model / K81



• 316 stainless steel

Voltage: 220-240V Capacity: 0.8L
Hertz: 50-60Hz Power: 1000-1200W
Product size: 168x145x230mm

CE CB



K81 BLACK



K81 WHITE



ELECTRIC KETTLE

Model: H1205/H1206



H1206 Black



H1206 Silver



H1206 Golden



H1205 Mat



Voltage: 220-240V
Capacity: 1.2L
Hertz: 50-60Hz
Power: 1000-1200W
Product size: 190x162x207mm





ELECTRIC KETTLE

Double body
304 stainless steel

Model / H1208



• Spring cover • Easy cleaning • Luxury body

Voltage: 220-240V Capacity: 0.8L
Hertz: 50-60Hz Power: 800-1000W
Product size: 187x160x190mm



H1208 Gun



H1208 Mat

ELECTRIC KETTLE

304 stainless steel

Model / H1206-1



• Visible water window • Spring cover

Voltage: 220-240V Capacity: 1L
Hertz: 50-60Hz Power: 1000-1200W
Product size: 196x130x190mm



ELECTRIC KETTLE

304 stainless steel

Model / H1263



• Visible water window • Spring cover • Easy cleaning

Voltage: 220-240V Capacity: 0.6L
Hertz: 50-60Hz Power: 1000-1200W
Product size: 187x122x170mm



ELECTRIC KETTLE

304 stainless steel

Double body

Model / H1262



• Visible water window • Spring cover • Easy cleaning

Voltage: 220-240V Capacity: 0.6L
Hertz: 50-60Hz Power: 1000-1200W
Product size: 188x122x170mm



H1262 White



H1262 Blank

ELECTRIC KETTLE

Model / H08805



• Wide angle • Easy cleaning • Anti-scald



Voltage: 220-240V Capacity: 0.8L
Hertz: 50-60Hz Power: 1000-1200W
Product size:188x150x230mm



H08805 Ivory

H08805 Black

ELECTRIC KETTLE

Model / H08815 Mat



• Wide angle • Easy cleaning



Voltage: 220-240V Capacity: 0.8L
Hertz: 50-60Hz Power: 1000-1200W
Product size:188x150x230mm

ELECTRIC KETTLE

Model / H2002



• Wide angle • Easy cleaning • Anti-scald



Voltage: 220-240V Capacity: 1.2L
Hertz: 50-60Hz Power: 1350-1600W
Product size:207x150x230mm



H2002 Ivory

H2002 Black

ELECTRIC KETTLE

Model / H1202 Mat



• Wide angle • Easy cleaning



Voltage: 220-240V Capacity: 1.2L
Hertz: 50-60Hz Power: 1350-1600W
Product size:203x150x230mm

ELECTRIC KETTLE

Model / H1266



• Spring cover • Easy cleaning • Anti-scald



Voltage: 220-240V Capacity: 1.2L
Hertz: 50-60Hz Power: 1350-1600W
Product size:220x145x195mm

ELECTRIC KETTLE

Model / H1202B Mat



• Spring cover • Removable filter • Easy cleaning



Voltage: 220-240V Capacity: 1.2L
Hertz: 50-60Hz Power: 1800-2000W
Product size:208x150x195mm



Model / Coffee machine

- 220V-240V~50Hz 1400W
- 19bar pump powerful pressure for rich taste
- 800ml detachable transparent water tank
- Espresso and Lungo cup potion
- Adjustable cup support & drip tray
- Compatible with Nespresso capsule
- Auto power off in 5 minute in energy saving mode
- With overheating and overpressure protected device, safe and reliable
- Product size: 300x120x230mm
- white box size: 340x170x270mm



M42 -TRAY

COMPACT WOODEN TRAY

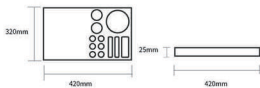


Shown with kettle H1268



SPECIFICATIONS WELCOME TRAYS

Size of the tray(w x d x h)	420x320x25MM
Material	Wood
Available colours	Wood



COMPACT WELCOME TRAY

1. SPACE-SAVING WITH STORAGE
2. ANTI-THEFT: KETTLE BASE IS FIXED TO THE TRAY
3. INTEGRATED SPACE FOR KETTLE BASE
4. 1X RECESS FOR SPOONS, 3X CONVEX SPACE FOR SACHETS



M -TRAY

COMPACT WELCOME TRAY

- SPACE-SAVING WELCOME TRAY
- HYGIENIC CONSUMABLES DRAWER
- THREE COMPARTMENTS FOR INGREDIENTS
- LUXURIOUS BLACK COLOR
- DRAWER MADE FROM FOOD-SAFE ABS PLASTIC
- ANTI-THEFT: CABLE CAN BE FIXED TO THE BASE OF THE TRAY



SPECIFICATIONS WELCOME TRAYS

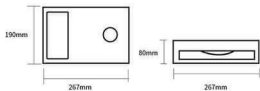
Size of the tray(w * d * h) 267x190x80MM

Material ABS

Available colours Black / White



Shown with kettle H1268



P -TRAY

ORIGINAL PATENTED DESIGN--BRAND NEW COMPACT WELCOME TRAY

MORE SPACE SAVING

1. COMBINATED THE KETTLE BASE AND TRAY TWO IN ONE, MORE CONCISE AND ELEGANT
2. STAINLESS STEEL WATER FILTERS AND RESERVOIRS TO COLLECT OVERFLOW WATER
3. ABS MATERIALS WITH MATT FINISH DESIGN, SHATTER & SCRATCH RESISTANCE, FREE OF FINGERPRINTS



Shown with kettle K81

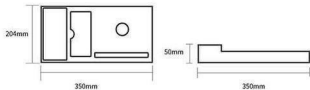


SPECIFICATIONS WELCOME TRAYS

Size of the tray(w x d h) 350x204x50MM

Material ABS

Available colours Black



Shown with kettle H1268



Other Options



M-H1268(0.8L,1000W)



M-H1262(0.6L,1000W)



M-H1208 Brushed(0.8L,800W)



M-H1208 Gun(0.8L,800W)



M-H1261(0.6L,1000W)



M-H1263(0.6L,1000W)


Hospitality Tray Series



Model: J
Melamine tray
Base size:400X270X38mm



Model: K
ABS tray
Base size:400X270X38mm



Model: G
ABS tray
Base size:443X227X36mm



Model: I
ABS tray
Base size:363X240X33mm



Model: A
Melamine tray
Base size:345X315X22.5mm



Model: B
Melamine tray
Base size:385x325x22.5mm



Model: C
Melamine tray
Base size:385X308X22.5mm



Model: H
Melamine tray
Base size:453X356X22.5mm

Tray Set Series

G/I-series

1. Original patented design, combined the kettle base and tray two in one, more concise and elegant.
2. Stainless steel water filters and reservoirs to collect overflow water to avoid the huge loss of furniture and wallpaper erosion caused by overflow tea.
3. ABS materials and imitation wood grain design, shatter & scratch resistant, free of fingerprints.

CE CB SASO RoHS



G-H1208(0.8L,800W)



G-H1268 Black(0.8L,1000W)



G-H1202(1.2L,1350W)



G-K81 Black (0.8L,1000W)



G-K85(0.8L,1000W)

Tray Set Series



I-H1261(0.6L,1000W)



I-H1208(0.8L,800W)



I-H1262(0.6L,1000W)



I-H1263(0.6L,1000W)



I-H0881S(0.8L,1000W)



I-H1268 Black(0.8L,1000W)

Kettle Tray Set

J-series

100% melamine with ceramic luster surface
can effectively maintain the cleaning of bar surface,
prevent the furniture from water invasion.

CE CB SASO RoHS



J-H1205(1.2L,1000W)



J-H1206 Black(1.2L,1000W)



J-H1206 Silver(1.2L,1000W)

F-series

100% melamine with ceramic luster surface
can effectively maintain the cleaning of bar surface,
prevent the furniture from water invasion.

CE CB SASO RoHS



F-H2002 Black(1.2L,1350W)

Kettle Tray Set

K-series

1.Original patented design,combined the kette base and tray two in one,more concise and elegant.

2.Stainless steel water filters and reservoirs to collect overflow water to avoid the huge loss of furniture and wallpaper erosion caused by overflow tea.

3.ABS materials and imitation wood grain design,shatter & scratch resistant,free of fingerprints.

© CE CB SASO RoHS



K-H0881S(0.8L,1000W)



K-H1262(0.6L,1000W)



K-H1263(0.6L,1000W)



K-H1208 Gun(0.8L,800W)



K-H1208(0.8L,800W)

Kettle Tray Set

A-series



A-H2002 White(1.2L,1350W)



A-H2002 Black(1.2L,1350W)

B-series



B-H1202(1.2L,1350W)



B-H2002 Black(1.2L,1350W)



B-H1268 Black(0.8L,1000W)



B-H1206-1(1L,1000W)

Kettle Tray Set

C-series



C-H1206-1(1L,1000W)



C-H1268 Black(0.8L,1000W)

W-series

- 1.This tray is made of carefully selected high-quality wood with clear texture, strong pacticability and durability features.
- 2.The surface of the tray is finely polished,with smooth touch and fine workmanship.

CE CB SASO RoHS



W-H1208 Gun(0.8L,800W)

H-series



H-H2002 Black(1.2L,1350W)



H-H1202B Mat(1.2L,1800W)

Quick-drying



Model: F15

3 speed hot wind + 3 speed cold wind

Over heating protection

Power: 220-240V 50/60Hz 1800-2100W





Hammar Hair dryer

MODEL / F17W/F17B



• Outlet



• Safe switch



• Switch

- 2 speed hot wind + 1 speed cold wind
- Safty button
- Over heating protection
- Power: 220-240V 50/60Hz 1600-1800W
- large air outlet for faster hair drying
- back filter, safer to prevent the hair from getting involved in the hair dryer



BLACK
F17B

WHITE
F17W

HAIR DRYER

Model / F13



• Foldable

• Outlet

2 speed hot wind + 1 speed cold wind
Safty button
Over heating protection
Power: 220-240V 50/60Hz 1800-2100W



HAIR DRYER

Model / F2



• Foldable

• Removable net

• Ionic fuction

• Coil

3 speed temperature + 2speed wind
Safty button
Over heating protection
Power: 220-240V 50/60Hz 1800-2100W



HAIR DRYER

Model/ F7W



3 speed temperature + 2 speed wind
Safty button
Over heating protection
Power: 220-240V 50/60Hz 1600-1800W)



HAIR DRYER

Model / F6



F6C-BLACK



F6A-WHITE



F6B-SILVER



F6D-GOLDEN

2 speed hot wind + 1 speed cold wind
Safety button
Over heating protection
Power: 220-240V 50/60Hz 1400-1600W



HAIR DRYER

Model / F5



F5B-BLACK



F5W-WHITE

2 speed hot wind + 1 speed cold wind
Over heating protection
Power: 220-240V 50/60Hz 1200-1400W



HAIR DRYER

Model/ F12



F12B-BLACK



F12W-WHITE

2 speed hot wind + 1 speed cold wind
Over heating protection
Power: 220-240V 50/60Hz 1200-1400W



HAIR DRYER

Model/ D07-2



Model: D07-2 White
1600W



Model: D07-2 Black
1600W



Converts to
Wall Mounted with
HOLDER option



Wall Holder features Anti-Theft
Cable tracks

1. Safety switch, press to work, prevent customer to use it in incorrect way.
2. High and low speed setting for your option.
3. Stylish and easy to install.
4. Overheating protection.
5. Can make with 110V/220V shaver socket.



2 SPEED HOT WIND
+ COOL WIND
Settings



SAFETY ON / OFF
Press Switch



AFTER STRETCH
COIL MADE OF SPECIAL MATERIAL
To Ensure Bounce Back & Return
to Shape And Length

HAIR DRYER

Model/ D01



2 speed hot wind
Safety button
Over heating protection
Power: 220-240V 50/60Hz 1300W



D01A (WITH SHAVER SOCKET 110V & 220V)
D01A-1 (WITH SHAVER SOCKET 220V)



D01B



HAIR DRYER

Model / D02B

2 speed hot wind
Safety button
Over heating protection
Power: 220-240V 50/60Hz 1300W

HOTEL MINI BAR

Capacity: 30L

Ctn size: L420 x w400 x H485mm

Power: 48W (220V-240V, 50Hz/60Hz)

Temperature Range: 6-12°C

N.W: 10.2KG/11.5KG



THERMOELECTRIC /MINI BAR

Model / HS-30A

Capacity: 30L
Size: L420 x w400 x H485mm
Power: 48W (220V-240V, 50Hz/60Hz)
Temperature Range: 5-15°C
N.W/G.W: 9.5KG/11KG



Model / HS-30G

Capacity: 30L
Size: L420 x w400 x H485mm
Power: 48W (220V-240V, 50Hz/60Hz)
Temperature Range: 5-15°C
N.W/G.W: 9.5KG/11KG

Model / HS-42A

Capacity: 42L
Size: L420 x w420 x H515mm
Power: 48W (220V, 50Hz)
Temperature Range: 5-15°C
N.W/G.W: 10.3KG/12.3KG



Model / HS-42G

Capacity: 42L
Size: L420 x w420 x H515mm
Power: 48W (220V, 50Hz)
Temperature Range: 5-15°C
N.W/G.W: 10.3KG/12.3KG

THERMOELECTRIC /MINI BAR

Model / BC-40G

- Capacity:40L
- *Type: Glass door
- *ECO Temp: 10-15°C;
- *Automatically evaporating drain water;
- *Internal LED light;
- *Heater Power:10W
- *Size:400×420×530mm
- 220-240V 50/60Hz 55W



Model / BC-40A

- Capacity:40L
- *Type: Glass door
- *ECO Temp: 10-15°C;
- *Automatically evaporating drain water;
- *Internal LED light;
- *Heater Power:10W
- *Size:400×420×530mm
- 220-240V 50/60Hz 55W

Model / BC-30A

- Capacity:30L
- *Type: solid door
- *ECO Temp: 6.5-15°C;
- *Automatically evaporating drain water;
- *Internal LED light;
- *Heater Power:10W
- *Size:400×398×480mm
- 220-240V 50/60Hz 55W



Model / BC-30G

- Capacity:30L
- *Type: glass door
- *ECO Temp: 10-15°C;
- *Automatically evaporating drain water;
- *Internal LED light;
- *Heater Power:10W
- *Size:400×398×480mm
- 220-240V 50/60Hz 55W

THERMOELECTRIC /MINI BAR

Model / BC-17A

Capacity: 17L
Size: L385 x w341x H415mm
Power: 48W (220V-240V, 50Hz/60Hz)
Temperature Range: 5-10°C
N.W/G.W: 7KG/9.2KG



Model / BC-17S

Capacity: 17L
Size: L385 x w356 x H405mm
Power: 48W (220V-240V, 50Hz/60Hz)
Temperature Range: 5-10°C
N.W/G.W: 7KG/9.2KG

Model / BC-20A

Capacity: 20L
Size: W400*D422*H352mm
Power: 55W (220V-240V, 50Hz/60Hz)
ECO Temp: 4.5-15°C
Heater Power:10W



Model / BC-20BF

Capacity: 20L
Size: W400*D422*H352mm
Power: 55W (220V-240V, 50Hz/60Hz)
ECO Temp: 10-15°C
Heater Power:10W

ABSORPTION/MINI BAR

Capacity: 30L
Size: L420 x w400 x H480mm
Power: 65W (220V-240V, 50Hz/60Hz)
Temperature Range: 0-8°C/5-12°C
N.W/G.W: 16.1KG/18.2KG



Model: XC-30AB-BL
Solid Door



Model: XC-30BB-BL
Glass Door



Model: XC-40AB-BL
Solid Door



Model: XC-40BB-BL
Glass Door

Capacity: 40L
Size: L400 x w435 x H550mm
Power: 65W (220V-240V, 50Hz/60Hz)
Temperature Range: 0-8°C/5-12°C
N.W/G.W: 16.5KG/18.6KG

Capacity: 60L
Size: L517x w485 x H560mm
Power: 80W (220V-240V, 50Hz/60Hz)
Temperature Range: 0-8°C
N.W/G.W: 18.5KG/20.5KG



Model: XC-60B-BL
Glass Door



Model: XC-60A-BL
Solid Door

HEAT ABSORPTION/MINI BAR

Model / CB-20SA

Capacity: 20L
Size: L360 x w390 x H440mm
Power: 48W (220V-240V, 50Hz/60Hz)
Temperature Range: 8°C
N.W/G.W: 9.5KG/11KG



Model / SC-20SA

Capacity: 20L
Size: L360 x w390 x H440mm
Power: 63W (220V-240V, 50Hz/60Hz)
Temperature Range: 12°C
N.W/G.W: 10KG/11KG

Model / CB-40SA

Capacity: 40L
Size: L400 x w420 x H570mm
Power: 48W (220V, 50Hz)
Temperature Range: 8°C
N.W/G.W: 12.3KG/13.6KG



Model / SC-40SA

Capacity: 42L
Size: L480 x w420 x H570mm
Power: 63W (220V, 50Hz)
Temperature Range: 12°C
N.W/G.W: 13.6KG/14.9KG

Thermo Absorption mini bar

Model / XCS-30AS-BL

Capacity: 30L
Size: W400*D390*H480MM
Power: 65W (220V/60HZ,110V/60HZ)
Temperature Range: 10-16°C
N.W/G.W: 10kg/11kg



Model / XCS-30BS-BL

Capacity: 30L
Size: W400*D390*H480MM
Power: 65W (220V/60HZ,110V/60HZ)
Temperature Range: 6-12°C
N.W/G.W: 12kg/13kg

Model / XCS-40AS-BL

Capacity: 40L
Size: W410*D400*H550MM
Power: 65W (220V/60HZ,110V/60HZ)
Temperature Range: 6-12°C
N.W/G.W: 11.5kg/13kg



Model / XCS-40BS-BL

Capacity: 40L
Size: W405*D400*H550MM
Power: 65W (220V/60HZ,110V/60HZ)
Temperature Range: 10-16°C
N.W/G.W: 13.5kg/15kg

FRIDGE/MINI BAR

Model / XC-50A

Capacity: 50L
Size: L500x W550 x H430mm
Power: 80W (220V-240V, 50Hz/60Hz)
Temperature Range: 0-8°C
N.W/G.W: 20.5KG/18.2KG



Model / CB-21SA

Capacity: 21L
Size: L385 x w455 x H375mm
Power: 48W (220V, 50Hz)
Temperature Range: 8°C
N.W/G.W: 9.4KG/10.5KG



COMPRESSOR FRIDGE MINI BAR

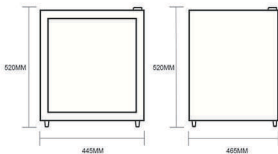
Model / SC-50L

Capacity: 50L

Size: L445 x W465 x H520mm

Power: 75W (220V-240V, 50Hz/60Hz)

Temperature Range: 0-10°C



COMPRESSOR FRIDGE MINI BAR



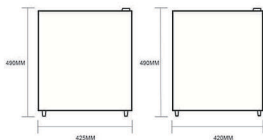
Model / BC-40L

Capacity: 40L

Size: L425 x W425 x H490mm

Power: 55W (220V-240V, 50Hz/60Hz)

Temperature Range: 0-10°C



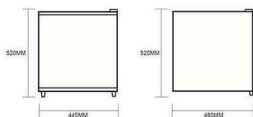
Model / BC-50L

Capacity: 50L

Size: L445 x W480 x H520mm

Power: 50W (220V-240V, 50Hz/60Hz)

Temperature Range: 0-10°C



COMPRESSOR FRIDGE MINI BAR



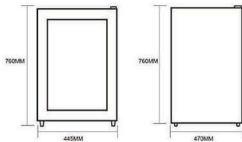
Model / BSC-75L

Capacity: 75L

Size: L445 x W470 x H760mm

Power: 75W (220V-240V, 50Hz/60Hz)

Temperature Range: 0-10°C



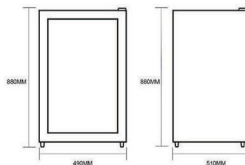
Model / BSC-110L

Capacity: 85L

Size: L490x W510 x H880mm

Power: 85W (220V-240V, 50Hz/60Hz)

Temperature Range: 0-10°C



FOR
HOSPITALTY

IRONING CENTRE SYSTEM

IRONING BOARD SERIES

Auto-off function

vertical position,
8 minutes auto off;
horizontal position,
30 seconds auto off.

ceramic sole plate
full-function style
dry/spray/steam/burst steam/self-cleaning
antic-calc/anti-drip.



Steam Iron

1800W

Model:HS-05

Product size:29.2x12.1x14.5cm

Plate size:21.9x12.1cm

Water tank:320ml

220-240V,50-60Hz



1800W

Model:HS-06

Product size:29.2x12.1x14.5cm

Plate size:21.9x12.1cm

Water tank:320ml

220-240V,50-60Hz



Dry Iron



1000W

Model:HS-07

Product size:26.5x10.3x13.2cm

Giftbox dimension:

270x110x136mm

Power cord:1.8M

220-240V,50-60Hz

1000W

Model:HS-08

Product size:26.5x10.3x13.2cm

Giftbox dimension:

270x110x136mm

Power cord:1.8M


220-240V,50-60Hz



Ironing board NEW HANG-IN WARDROBE STYLE

Sturdy construction

High temperature resistance | Steady | Foldable | Can be hung in wardrobe | Anti-skid | Adjustable height



PRODUCT DETAILS



Extra thick built-in support rods



Comes with hanging hook



Feet tubes fixed hook



Safety crimping design



Regulating handle



Flexible legs cover

Anti-theft Series Ironing Station |Hanging into hotel wardrobe|

1800W

Model:HS-05
Product size:29.2x12.1x14.5cm
Plate size:21.9x12.1cm
Water tank:320ML

1800W

Model:HS-06
Product size:29.2x12.1x14.5cm
Plate size:21.9x12.1cm
Water tank:320ML



Rotable iron holder



Stores Neatly On Rail



Anti-Theft Cable lock



Anti-drip Series Ironing Station |Hanging into hotel wardrobe|

1600W

Model:HS-05
Product size:L292xW121xH124mm
Plate size:L219xW121mm
Water tank:260ML

Auto-off function
1.Vertical position, 8 minutes auto off;
2.Horizontal position, 30 seconds auto off.



Rotable Iron Holster



Stores Neatly On Rail



Anti-drip Cable lock



Wall Mounted Series Ironing Stations

Color:Black/Grey
Full Size:1120*300mm
Board Size:910*300mm
10mm Thickening Felt

IB01



Thick felt 10mm



Force supporting point
strengthening steel plate,
more stable



Wall Mounted Series Ironing Stations



Model:IB02



Model:IB02



Model:IB09

HOTEL SAFE

MODEL / D1541MJ

size: 410 x 350 x 150mm



MODEL / E2042BJ

size: 420 x 370 x 200mm



MODEL / E2042MJ

size: 420 x 370 x 200mm



MODEL / E2042U

size: 420 x 370 x 200mm



MODEL / E2042A

size: 420 x 370 x 200mm



MODEL / E2042F

size: 420 x 370 x 200mm



HOTEL SAFE

Model / E2042H

size: 420 x 370 x 200mm



Model / E2042M

size: 420 x 370 x 200mm



Model / E2042N

size: 420 x 370 x 200mm



Model / E2042V

size: 420 x 370 x 200mm



Model / E2042G

size: 420 x 370 x 200mm



Model / C2042

size: 420 x 370 x 200mm



Telephone



Model:HS-008



Model:HS-0009 BLACK



Model:HS-0009 BEIGE



Model:HS-011



Model:HS-012

Telephone



Model:HS-001B



Model:HS-006



Model:SN-0010



Model:SN-006

Telephone



Model: 8901



Model: 8905



Model: 8905B

FLASHLIGHT

80000Hrs

Model / HSF-01



Model: HSF-01



Model: HSF-02



Model: HSF-02S



Model: HSF-03



Model / HS-D3A

- Size : 28*28*3 cm
- N.W : 1.5KG
- G.W : 1.69KG
- Max Weight : 180KG
- Carton Size : 31.5*28.5*31.5 cm
- Pcs/carton: 5 pcs / carton
- Power supply : step the button, it will automatically switch on.



WEIGHING SCALE


Model / HS-1102

Platform: Tempered glass

LCD size: 61 x 25mm

Size: 300 x 300 x 23mm

Max capacity: 180KG



Model / DL-D1102

Platform: Tempered Glass platform

LCD size: 61*25mm

Size: 280*280*23mm

Max capacity: 180KG;



Model / GL-D1M

Platform: Tempered glass/ABS

LCD size: 73 x 33mm

Size: 395x 380 x 37mm

Max capacity: 180KG;




Model / H-02

Platform: Tempered glass

LCD size: 73 x 33mm

Size: 312x 285x 23mm

Max capacity: 180KG



Model / H-03

Platform: 5mm Tempered glass

LCD size: 61x25mm

Size: 312*285*20mm

Max capacity: 180KG



Model / H-04

Platform: 304 stainless steel

LCD size: 79 x 36mm

Size: 340x 275x 25mm

Max capacity: 150KG



MAGNIFYING MIRROR

Model/ HS-67

dia: 6" ,8"



Model / HS-726

dia: 6" ,8"



Model/ HS-66

dia: 6" ,8"



Model / HS-529

dia: 8.5"
Thickness: 55mm
LED: 60000 hrs



Model / HS-519

dia: 8"
Thickness: 20mm
LED: 60000 hrs



Model / HS-509

dia: 8.5"
Thickness: 27mm
LED: 60000 hrs



Model / HS-539

size: 212 x 212mm
LED: 60000 hrs



Model / HS-559

size: 220 x 160mm
LED: 60000 hrs



HOTEL SMART LOCK

Model / LD-510



- Material: Stainless steel.
- Technology: Employ electromagnetic wave induction technology, being more maneuverable.
- Applicable card: T5577 Mifare one Em4305 ID card.
- Power supply: 4 AA alkaline batteries.
- Static power consumption: <math><10 \mu\text{A}</math>.
- Dynamic power consumption: about 200mA.
- Low voltage prompt: 4.8V.
- Sensing distance: 3-5cm.
- Applicable temperature: $-20\text{--}50^{\circ}\text{C}$.
- Relative humidity: 15-85% (non-condensing).
- Anti-static: $>15,000\text{V}$. It ensures the information won't be lost under the interference of strong static electricity and more stable.
- Lock type: Electronic.



Golden



Black

Model / LD-200



- Material: Stainless steel with stylish ultra-thin design.
- Technology: Employ electromagnetic wave induction technology, being more maneuverable.
- Applicable card: T5577 Mifare one Em4305 ID card.
- Power supply: 4 AA alkaline batteries.
- Static power consumption: <math><10 \mu\text{A}</math>.
- Dynamic power consumption: about 200mA.
- Low voltage prompt: 4.8V.
- Sensing distance: 3-5cm.
- Applicable temperature: $-20\text{--}50^{\circ}\text{C}$.
- Relative humidity: 15-85% (non-condensing).
- Anti-static: $>15,000\text{V}$. It ensures the information won't be lost under the interference of strong static electricity and more stable.
- Lock type: Electronic.



Black



Sliver

HOTEL SMART LOCK

Model / LD-212



- Technology: Employ electromagnetic wave induction technology, being more maneuverable.
- Applicable card: T5577 Mifare one Em4305 ID card.
- Power supply: 4 AA alkaline batteries.
- Static power consumption: <math><10 \mu\text{A}</math>.
- Dynamic power consumption: about 200mA.
- Low voltage prompt: 4.8V.
- Sensing distance: 3-5cm.
- Applicable temperature: - Relative humidity: 15-85% (non-condensing).
- Anti-static: $>15.000\text{V}</math>. It ensures the information won't be lost under the interference of strong static electricity and more stable.$
- Lock type: Electronic.



Bronze



Copper



Black



Model / L-01 /L-02

- Size: Short arm 250mm / 360mm
- Material: Aluminum+Zinc Alloy
- Light Bulb:220-240V
- Plug: British plug
- Input Voltage(V):220V





Model / BT508

- Product size: 11.4*4.5*8.7cm
- Digital Alarm Clock with Buzzer and Radio Alarm Sound
- 12 Hour Time System.
- you can choose buzzer or radio as the alarm sound
- Voltage is AC110V-220V 50-60Hz, the cable length is 1.5M, 2 AAA batteries for back up power



HAND SANITIZER DISPENSER

Model / H1808

- Voltage: DC or 4 x C batteries
- Capacity: 1000ml
- Out put: 1.0ml
- Main material: ABS
- Size: 123x114x262mm



Model / HS-1806

- INDUCTION WAY: infrared reflection
- INDUCTION DISTANCE: 3CM -12CM
- MATERIAL: ABS
- CAPACITY: 1000ml
- REFILLABLE LIQUID: milky liquid (such as: shampoo, shower gel, hand soap, etc.)
- DISPENSING: gel/liquid/foam
- DOSE: 1.0ml
- BATTERY: 4 X C alkaline batteries (not included)
- POWER ADAPTER: Input voltage AC100-240V 50/60Hz
output voltage: DC6.0V 2A (Optional, it is not included by default)
- Size: 140x100x268mm

Model / HS-1805

- MATERIAL: ABS
- CAPACITY: 1000ml
- REFILLABLE LIQUID: milky liquid (such as: shampoo, shower gel, hand soap, etc.)
- DISPENSING: gel/liquid/foam
- DOSE: 1.0ml
- Size: 140x100x260mm



DUST BIN

Model/ H8018

- *#410 Stainless steel material/ fire safe construction design
- *plastic liner for easy cleaning/ polished finish
- *Capacity: 3 litres
- Size: € 169 x H270mm



Model / H8019

- *#410 Stainless steel material/ fire safe construction design
- *plastic liner for easy cleaning/ polished finish
- *Capacity: 5 litres
- Size: € 205 x H265mm



Model/ H8020

- *#410 Stainless steel material/ fire safe construction design
- *plastic liner for easy cleaning/ polished finish
- *Capacity: 12 litres
- Size: € 252 x H402mm



Model / H8021

- #410 stainless steel material, plastic accessories



Model / RB-01

- *Double layer wastebin
- *Outer: wrapped with PU leather (Different colors and styles for leather are available)
- *Inner: iron painted
- *With chrome top
- *Size: € 225*H270mm



Model / OB-02

- *Double layer wastebin
- *Outer: wrapped with PU leather(Different colors and styles for leather are available)
- *Inner: iron painted
- *With chrome top
- *Size(L*W*H)255*195*270mm (10 litres)



Model / WD-A1-5L

- * #410 Stainless steel material
- *Fire safe construction design
- * Plastic liner for easy cleaning
- * Color: Silver matte
- * Buffer closing device
- * Capacity: 5 litres



Model / WD-A1-7L

- * #410 Stainless steel material
- * Fire safe construction design
- * Plastic liner for easy cleaning
- * Color: Silver matte
- * Buffer closing device
- * Capacity: 7 litres



DUST BIN

Model/ WD-A1-9L

- * #410 Stainless steel material
- * Fire safe construction design
- * Plastic liner for easy cleaning
- * Color: Silver matte
- * Buffer closing device
- * Capacity: 9 litres



Model / WD-A1-12L

- * #410 Stainless steel material
- * Fire safe construction design
- * Plastic liner for easy cleaning
- * Color: Silver matte
- * Buffer closing device
- * Capacity: 12 litres



Model/ WD-ST-5L

- * #410 Stainless steel material
- * Fire safe construction design
- * Plastic liner for easy cleaning
- * Color: Silver matte
- * Buffer closing device
- * Capacity: 5 litres



Model / WD-ST-7L

- * #410 Stainless steel material
- * Fire safe construction design
- * Plastic liner for easy cleaning
- * Color: Silver matte
- * Buffer closing device
- * Capacity: 7 litres



Model / WD-ST-8L

- * #410 Stainless steel material
- * Fire safe construction design
- * Plastic liner for easy cleaning
- * Color: Silver matte
- * Buffer closing device
- * Capacity: 8 litres



Model / WD-ST-10L

- * #410 Stainless steel material
- * Fire safe construction design
- * Plastic liner for easy cleaning
- * Color: Silver matte
- * Buffer closing device
- * Capacity: 10 litres



Model / WD-ST-12L

- * #410 Stainless steel material
- * Fire safe construction design
- * Plastic liner for easy cleaning
- * Color: Silver matte
- * Buffer closing device
- * Capacity: 12 litres



Model / WD-ST-20L

- * #410 Stainless steel material
- * Fire safe construction design
- * Plastic liner for easy cleaning
- * Color: Silver matte
- * Buffer closing device
- * Capacity: 20 litres



OTHER



Model / HM7215D

- Strong metal frame with silver chrome
- 4 black durable straps
- Easy fold up
- Size: L550*W500*H700mm

Model / HS605462

- Size:L.600*W545*H620mm
- Color: nature color- material is beach wood; brown color material is rubber wood. Brown color is +USD2.8



LEATHER



LEATHER



SIZE:(L)130X(W)60X(H)153



SIZE:(L)170X(W)170X(H)140



SIZE:(L)140X(W)90



SIZE:(L)180X(W)125X(H)65



SIZE:(L)80X(W)90X(H)160



SIZE:(L)155X(W)90X(H)160



SIZE:(L)240X(W)60X(H)45



SIZE:(L)150X(W)80X(H)65



SIZE:(L)150X(W)80X(H)35/65



SIZE:(L)115X(W)75X(H)45



SIZE:(L)127X(W)70X(H)75



SIZE:(L)240X(W)125X(H)65

LEATHER



SIZE:(L)280X(W)160X(H)68



SIZE:(L)255X(W)150X(H)100



SIZE:(L)260X(W)200X(H)110



SIZE:(L)350X(W)230X(H)30



SIZE:(L)350X(W)230X(H)30



SIZE:(L)150X(W)150X(H)25



SIZE:(L)210X(W)100



SIZE:(L)240X(W)150



SIZE:(L)80X(W)80X(H)100



SIZE:(L)240X(W)130



SIZE:(L)130X(W)130X(H)70



SIZE:(L)130X(W)130X(H)130

LEATHER



SIZE:(L)270X(W)270X(H)40



SIZE:(L)135X(H)155



SIZE:(L)360X(W)100X(H)240



SIZE:(L)430X(W)30



SIZE:(L)320X(W)240X(H)40



SIZE:(L)320X(W)240



SIZE:(L)400X(W)300



SIZE:(L)340X(W)240



SIZE:(L)3550X(W)350



SIZE:(L)3550X(W)350



SIZE:(L)190X(W)130



SIZE:(L)400X(W)300X(H)80



SIZE:(L)400X(W)300X(H)95



SIZE:(L)380X(W)290X(H)80



SIZE:(L)260X(W)190X(H)270



SIZE:(L)225X(H)270

HOTEL SMART LOCK



HOTEL HANGER

